
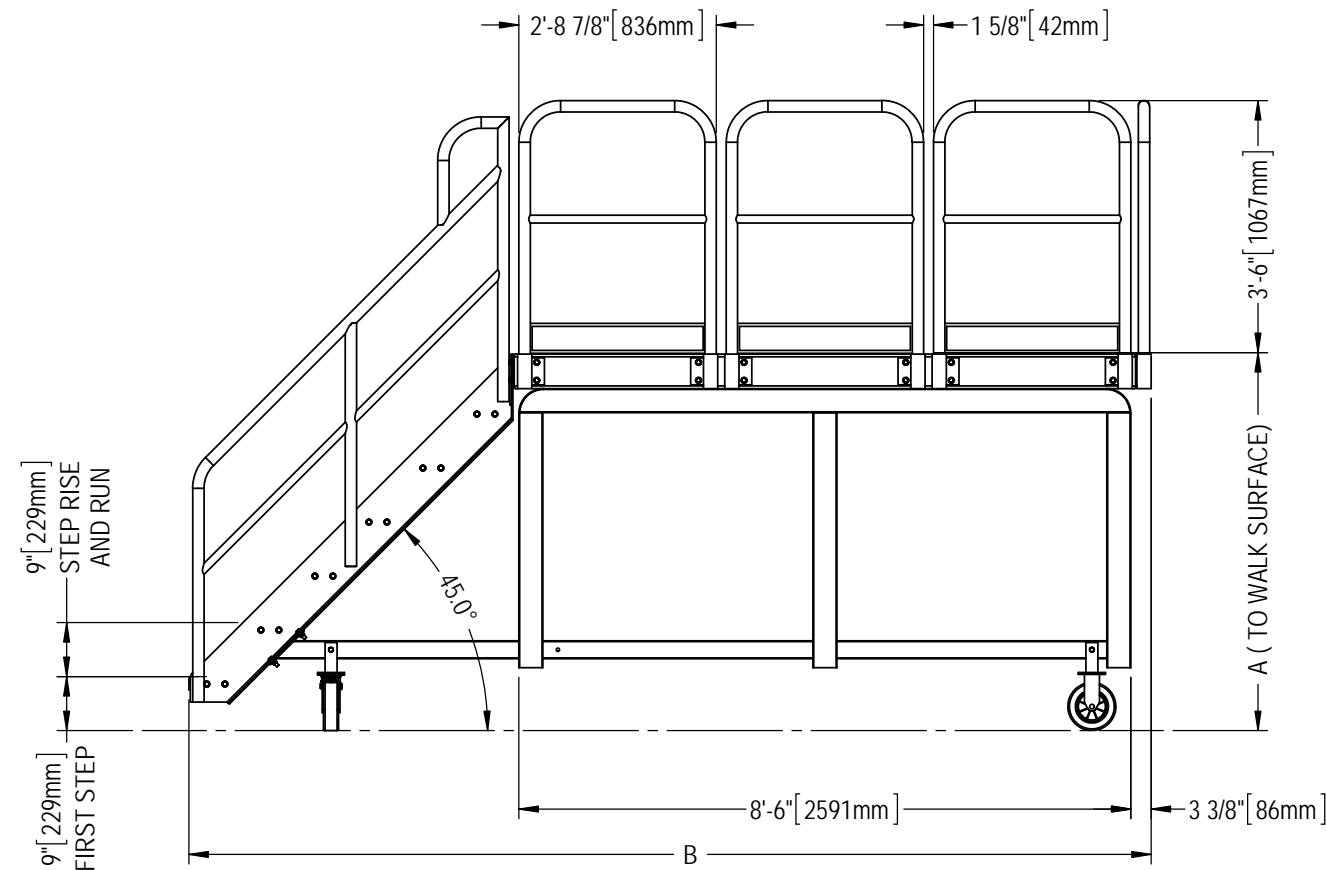
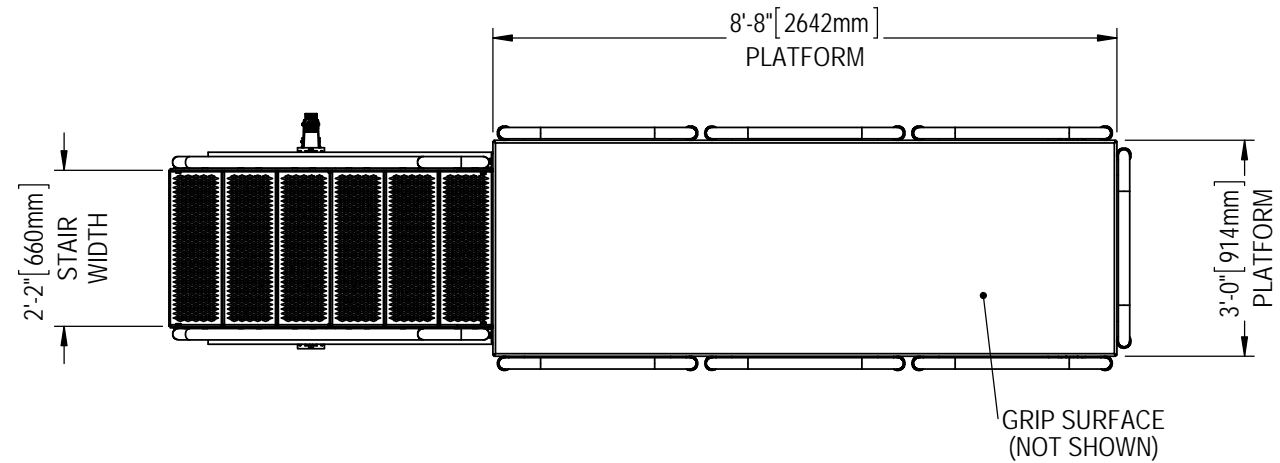
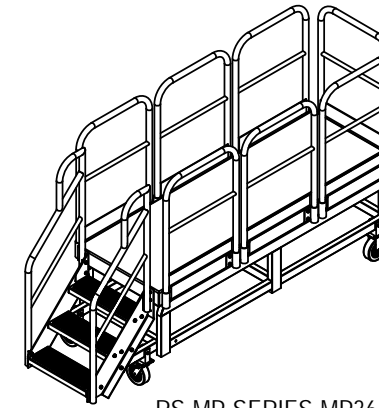



SERIES NAME	A	B
RS-MP-SERIES-MP27	27" (686 mm)	10'-4 3/8" (3159 mm)
RS-MP-SERIES-MP36	36" (914 mm)	11'-1 3/8" (3388 mm)
RS-MP-SERIES-MP45	45" (1143 mm)	11'-10 3/8" (3616 mm)
RS-MP-SERIES-MP54	54" (1372 mm)	12'-7 3/8" (3845 mm)
RS-MP-SERIES-MP63	63" (1600 mm)	13'-4 3/8" (4074 mm)
RS-MP-SERIES-MP72	72" (1829 mm)	14'-1 3/8" (4302 mm)



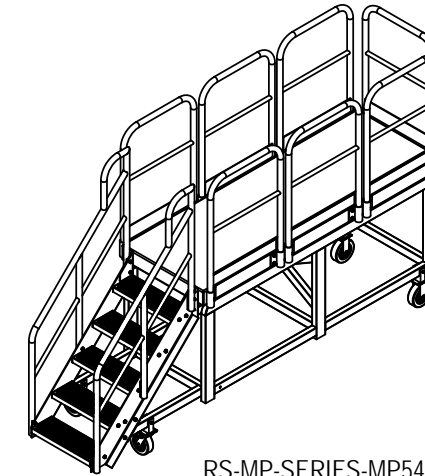
RS-MP-SERIES-MP27



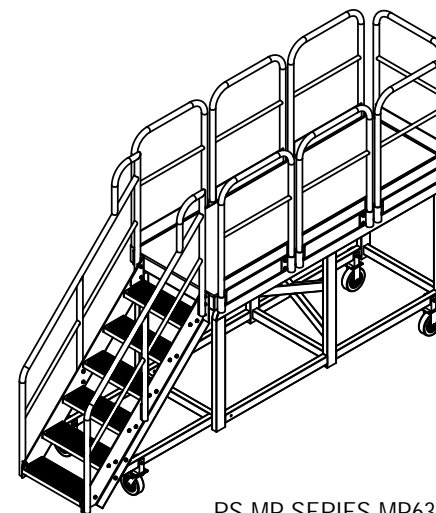
RS-MP-SERIES-MP36



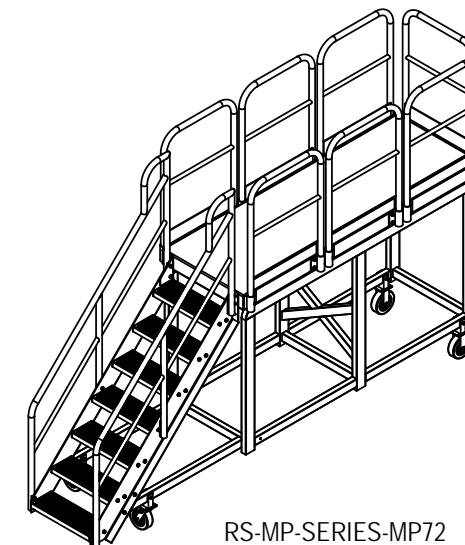
RS-MP-SERIES-MP45



RS-MP-SERIES-MP54



RS-MP-SERIES-MP63



RS-MP-SERIES-MP72

BATCH	DATE	REV	DESCRIPTION
2	3/8/12	2	UPDATED WELD SPECS FOR ENGLISH/METRIC DIMENSIONS
1	2/24/12	1	SPEC SHEET CREATED (ENGLISH/METRIC)

ROLLASTEP WELDING STANDARDS			
SEAL WELD UNLESS OTHERWISE NOTED USE FILLETS LISTED BELOW UNLESS OTHERWISE NOTED			
S	Material Thickness of Thicker Part (mm)	Minimum Fillet Size - S (inch (mm))	
		To 1/4" (6)	Over 1/4" (6)
5	1/4" (6) to 1/2" (13)	3/16" (5)	3/16" (5)
5	1/2" (13) to 3/4" (19)	1/4" (6)	1/4" (6)
5	Over 3/4" (19)	5/16" (8)	5/16" (8)

ROLLASTEP		CUSTOMER	ABAS #	JOB #
RS-MP SERIES SPEC SHEET		RS-MP SERIES SPEC SHEET		

ALL INFORMATION CONTAINED HEREIN IS CONFIDENTIAL & PROPRIETARY. IT MAY NOT BE DISCLOSED IN ANY FORM WITHOUT THE WRITTEN CONSENT OF ROLLASTEP.					
PART NAME:	RS-MP SERIES SPEC SHEET				
MODEL BY: TK	DATE:	8/28/11	DATE:	8/28/11	DATE:
DRAWN BY: TK	DATE:	8/28/11	DATE:	8/28/11	DATE:
CHECKED BY: TK	DATE:	8/28/11	DATE:	8/28/11	DATE:
PROGRAMMED BY:	FINISH				
PROGRAMMED CHECKED BY:	SHEET SCALE: 1:32				
					SHEET: 1