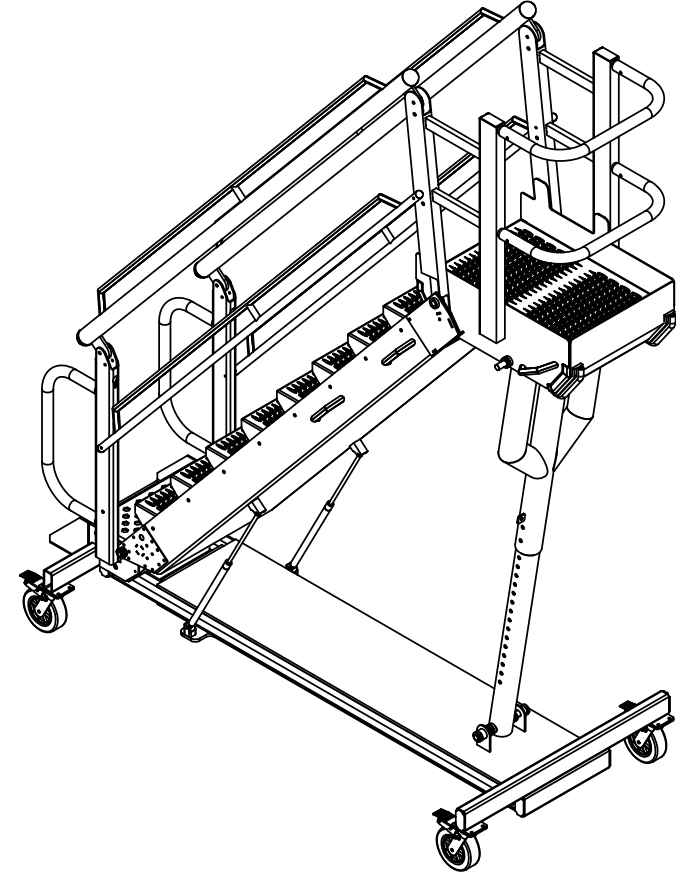
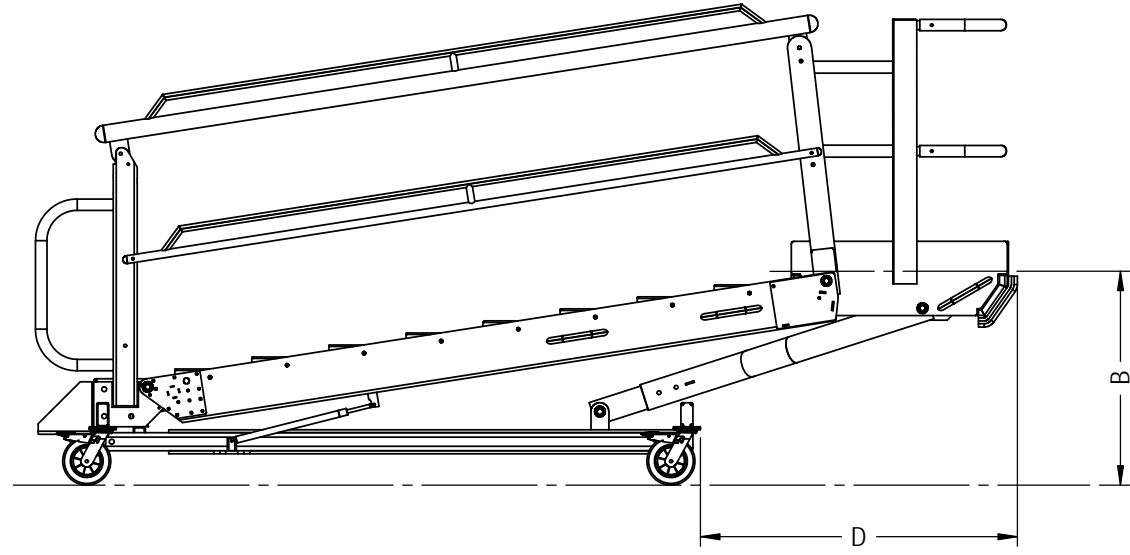
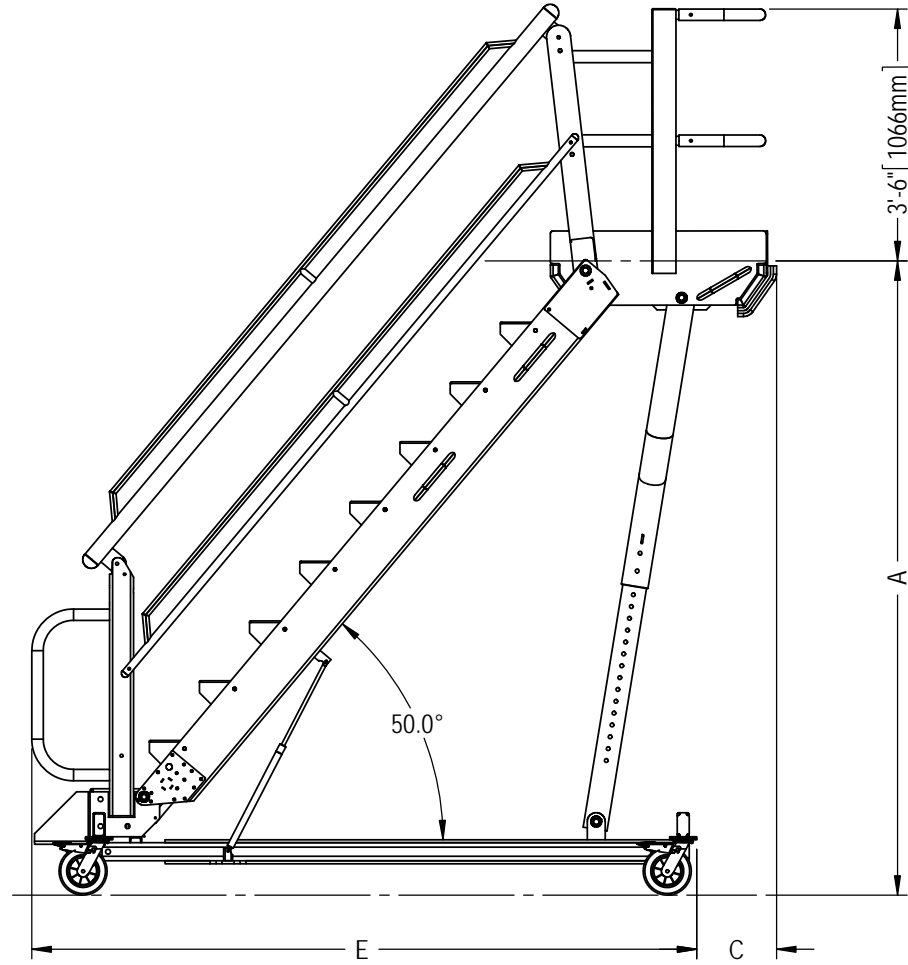
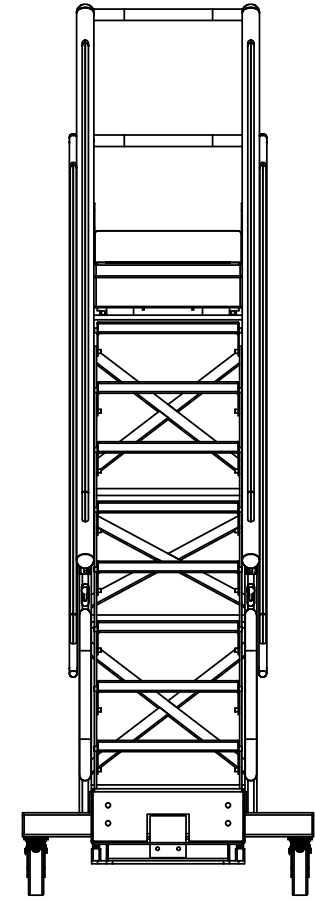
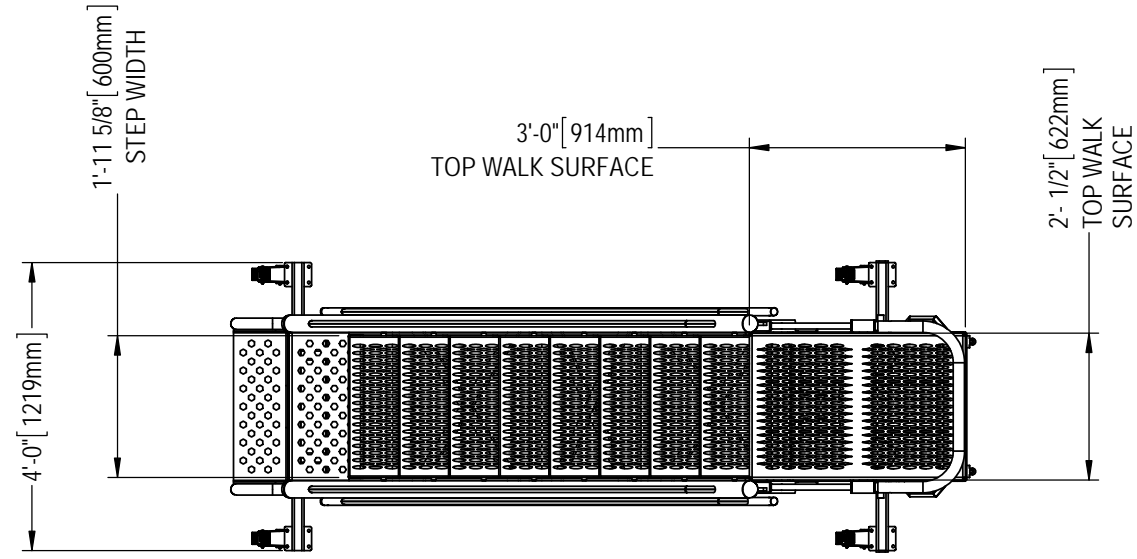


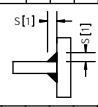
ROLLASTEP G-SERIES						
	A	B	C	D	E	EST. WEIGHT
G7	75 7/8" (1927mm)	30" (762mm)	13 3/8" (339mm)	39 3/8" (1000mm)	85 11/16" (2176mm)	1239 lbs
G8	85 13/16" (2179mm)	31 3/4" (806mm)	13 3/8" (339mm)	43 7/8" (1114mm)	94 1/16" (2389mm)	1327 lbs
G9	95 3/4" (2432mm)	33 7/8" (860mm)	13 3/8" (339mm)	48 5/16" (1228mm)	102 7/16" (2602mm)	1467 lbs
G10	105 3/4" (2686mm)	35 11/16" (906mm)	13 3/8" (339mm)	52 13/16" (1342mm)	110 13/16" (2815mm)	1604 lbs



ROLLASTEP WELDING STANDARDS

SEAL WELD UNLESS OTHERWISE NOTED  
USE FILETS LISTED BELOW UNLESS OTHERWISE NOTED

Material Thickness of thicker Part of Joint (in)	Minimum Fillet Size - S (in)
To 1/4"	1/8"
Over 1/4" to 1/2"	3/16"
Over 1/2" to 3/4"	1/4"
Over 3/4"	5/16"



G-Series

ALL INFORMATION CONTAINED HEREIN IS CONFIDENTIAL & PROPRIETARY. ANY DISCLOSURE OR REPRODUCTION WITHOUT THE WRITTEN CONSENT OF ROLLASTEP IS STRICTLY PROHIBITED.

DATE:	DATE:	DATE:	DATE:	DATE:	DATE:
DESIGNED BY:	DRAWN BY:	CHECKED BY:	PROGRAMMED BY:	PROGRAMMED/CHECKED BY:	
FINISH					Finish
SHEET SCALE					1:32
SHEET					1

BATCH	DATE	REV	DESCRIPTION	TK	BY
1	10/01/12	1	CREATED SPEC SHEET		

JOB#

CUSTOMER

ABAS #

ROLLASTEP G-SERIES SPCE SHEET